



 breezefree



Awnings

3 Topas Awnings

An entry-level folding-arm awning. Compact design with a variety of installation options.

21 Butterfly Awnings

Mounted back-to-back onto free-standing structures where attachment to a building is not possible or desirable.

32 Fixed Awnings

Traditional style awnings ideal for branding or visual impact.

9 1600 Awnings

1600 Awnings have a stylish, unique form which has won it the IF Product Design Award.

24 Drop-Arm Awnings

Drop-Arm Awnings are the ideal shading solution for windows and glazed facade.

38 Accessories

Enhance your Awning with a range of accessories.

16 6000 Awnings

Cutting-edge technology allows these remote controlled awnings to extend and retract in near-silence.

28 Victorian Awnings

Manual drop-arm awnings with a traditional wooden cassette and painted metal arms. Perfect for sites where the awning has to complement an older aesthetic.




Topas
Awnings

Introduction

Our entry-level folding-arm awning has a compact, discreet design with a variety of installation options which make it suitable for a variety of building facades.



TOPAS



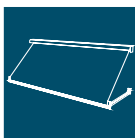
Branding

Something to suit your brand?
Add logos, patterns or designs to your awning cover or valance for greater impact.



Remote Control

Operate your awning at the touch of a button with a programmable remote control.



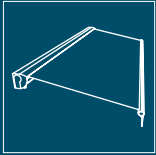
Canvas Colours

Choose from a range of fabric colours and patterns to choose a look that suits your alfresco space.



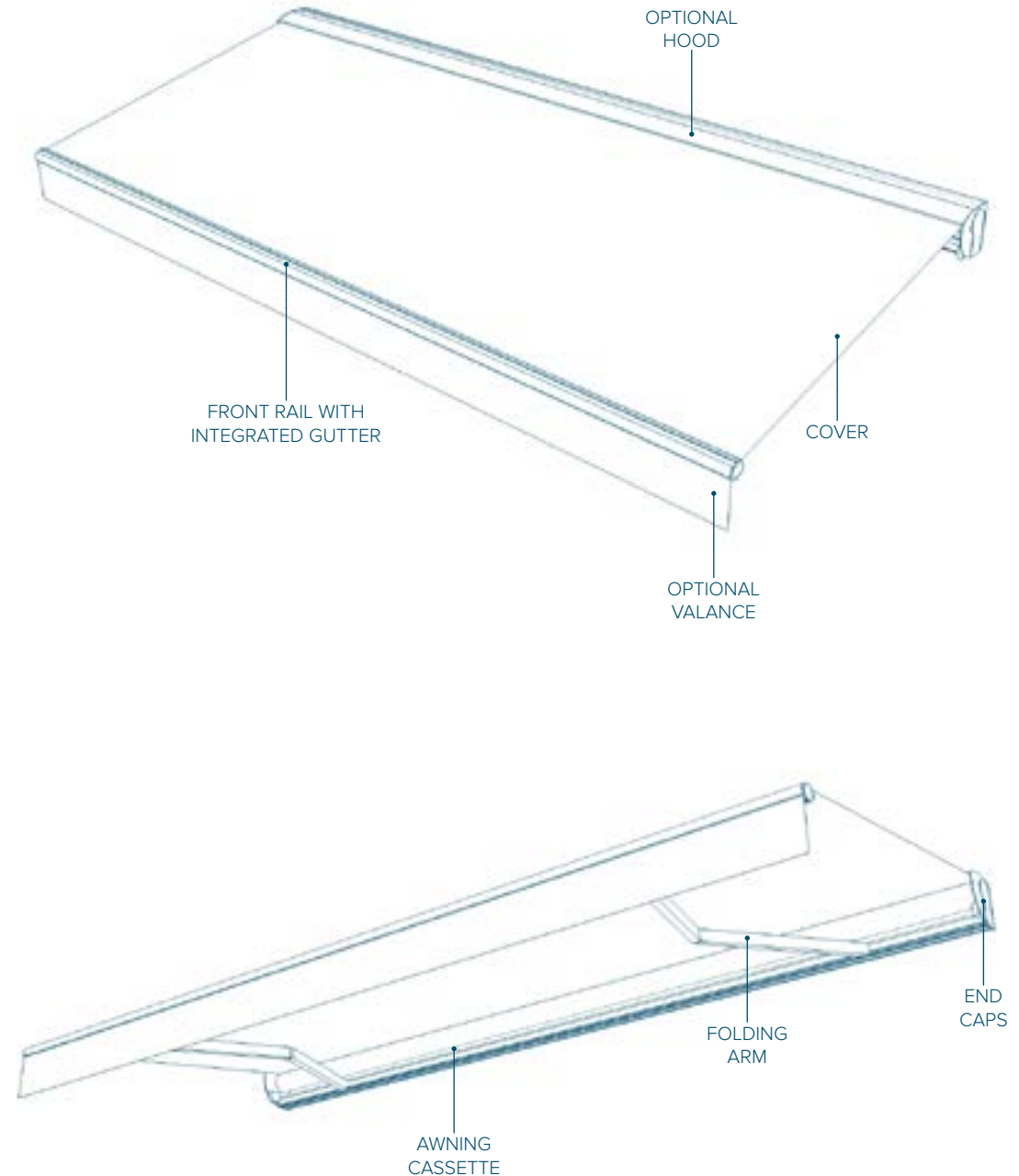
Metalwork Colours

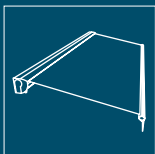
Subtle or vibrant? Have it your way with our choice of colours and texture.



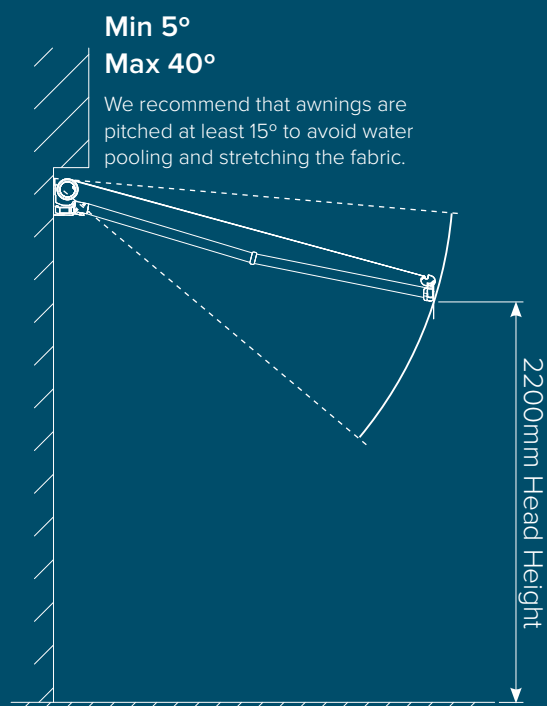
Features

- Available with or without hood.
- Gutter integrated into the front rail.
- Can be pitched up to 40°.
- High arm tension keeps the cover taut
- Awnings can be coupled to cover areas of any length.
- Huge selection of fabric colours and patterns available.
- Optional fabric valance.
- Cassette, hood and arms can be powder-coated in a wide range of colours.





Specifications



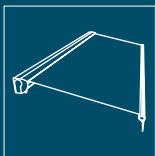
Single Units

Width	Number of Arms	Maximum Projection
1850 - 2000mm	2	1500mm
2000 - 2500mm	2	2000mm
2500 - 3000mm	2	2500mm
3000 - 3500mm	2	3000mm
3500 - 4000mm	2	3500mm
4000 - 6500mm	2	4000mm
6500mm - 7000mm	3	4000mm

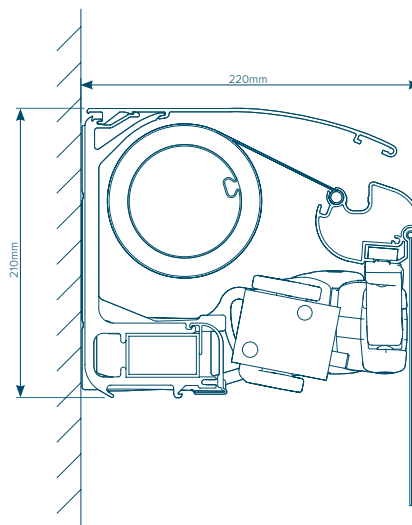
Coupled Units

Width	Number of Arms	Maximum Projection
6000 - 6500mm	4	2500mm
6500 - 7500mm	4	3000mm
7500 - 8500mm	4	3500mm
8500 - 12000mm	4	4000mm

Cover Fabric Options	Features	Drive Options
Acrylic	Wide selection of uni-colour and impregnated watertight striped fabrics.	Crank mechanism
Polyester	Colour-fast to avoid bleaching in sunlight. More light and wind permeable than acrylic	Remote-controlled motor

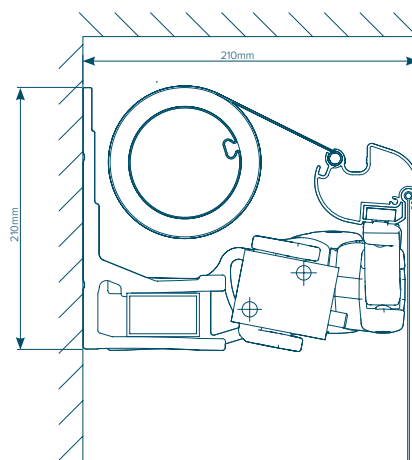


Cassette Cross-section



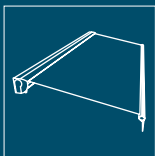
Topas Awning with hood

Can be fixed to a building wall and be left protruding. The Aluminium hood protects the awning cassette when closed.



Topas Awning without hood

Best installed underneath a soffit to protect the exposed awning cassette.

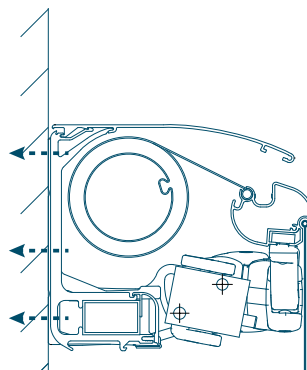


Fixing Options

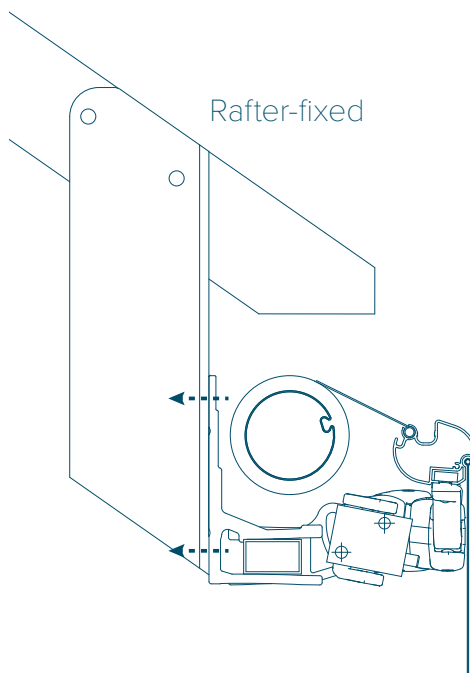


TOPAS

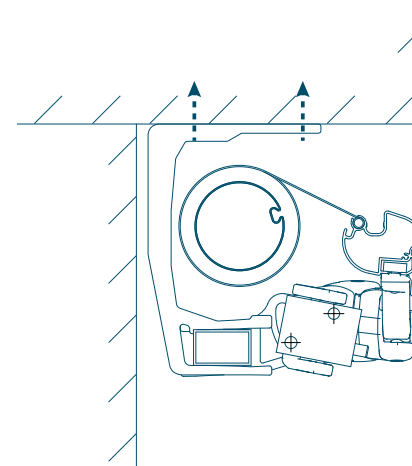
Back fixed



Rafter-fixed



Top-fixed





1600
Awnings

Introduction

Contract-quality folding-arm awnings, such as our 1600 Awnings, are durable and stylish. They can be used to provide shade and shelter from light rain as well as adding a splash of colour or a space for branding to a building facade.



1600



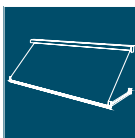
Branding

Something to suit your brand?
Add logos, patterns or designs to your awning cover or valance for greater impact.



Remote Control

Operate your awning at the touch of a button with a programmable remote control.



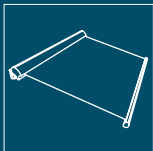
Canvas Colours

Choose from a range of fabric colours and patterns to choose a look that suits your alfresco space.



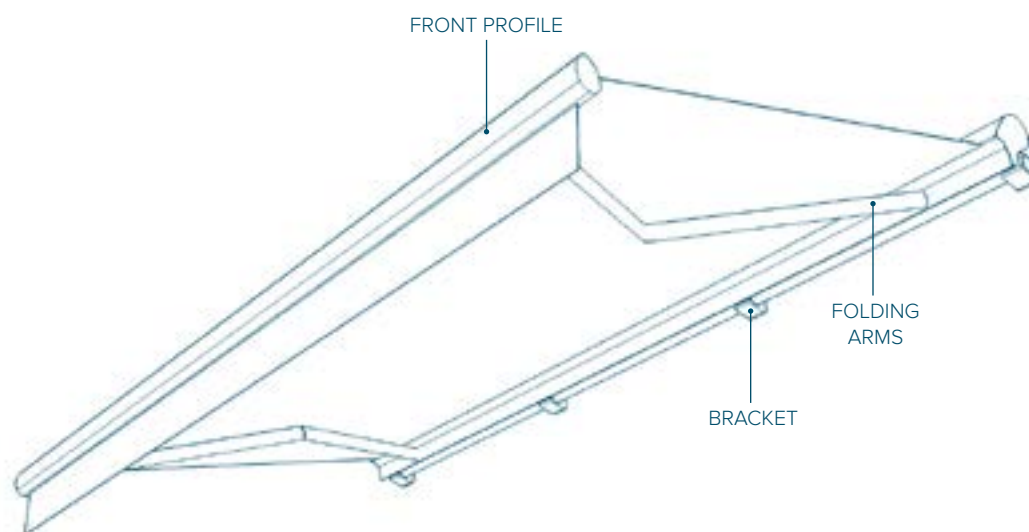
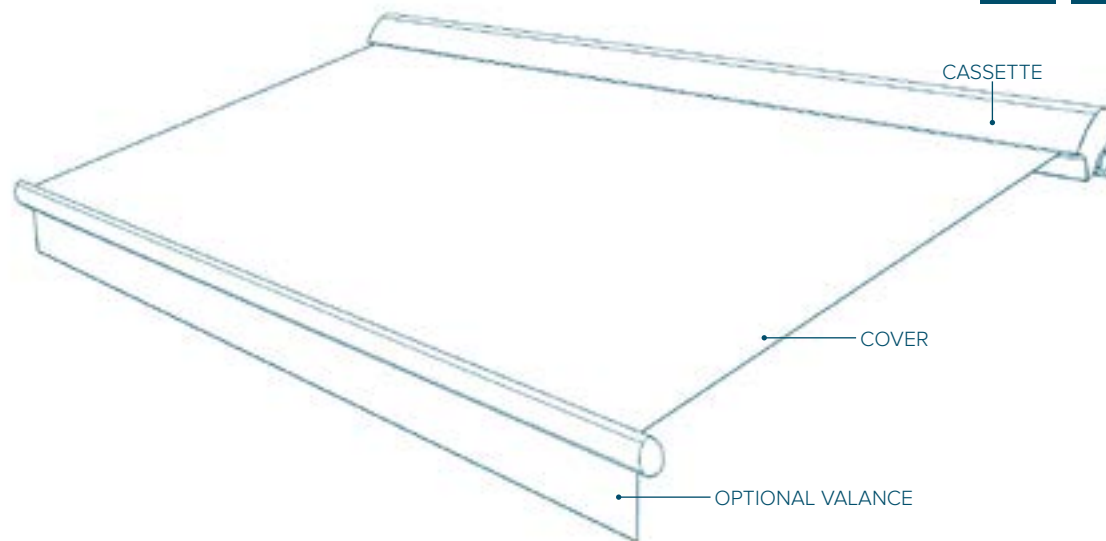
Metalwork Colours

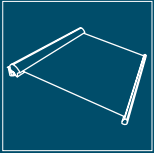
Subtle or vibrant? Have it your way with our choice of colours and texture.



Features

- Attractive, rounded awning cassette.
- Optional Valance.
- Unique gas piston technology ensures a taut cover in every extended position.
- Superior robustness and durability.
- Powder coating in 7 standard colours.
- Large selection of fabrics available.



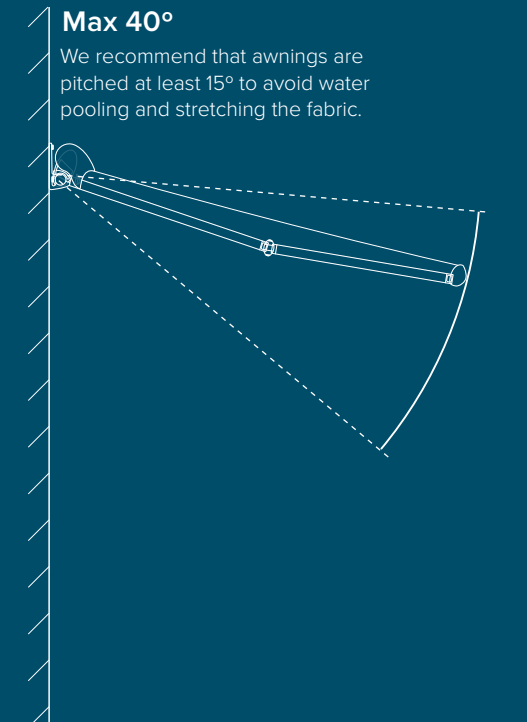


Specifications

Min 5°

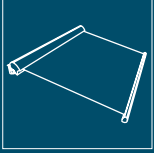
Max 40°

We recommend that awnings are pitched at least 15° to avoid water pooling and stretching the fabric.

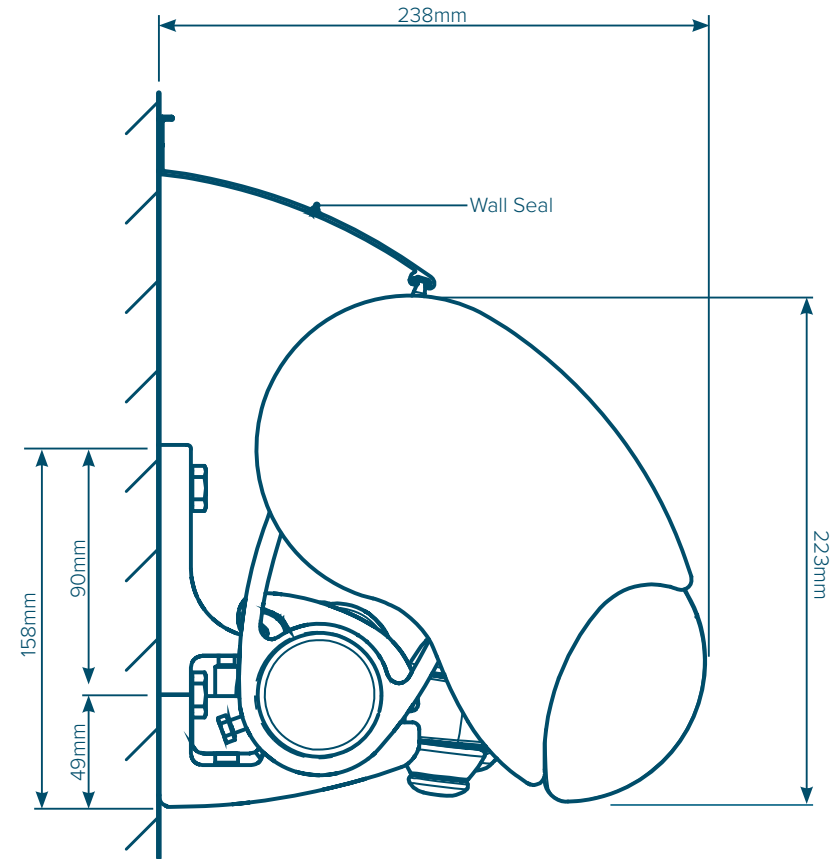


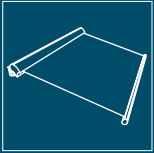
Width	Maximum Projection
1930mm - 2600mm	2000mm
2610mm - 3100mm	2500mm
3110mm - 3600mm	3000mm
3610mm - 6100mm	3500mm
6110mm - 6600mm	3000mm

Cover Fabric Options	Limitations
Sun-silk	
Acrylic 34	
Widely woven acrylic	Up to 3000mm projection, 5600mm width
Soltis 92	Up to 2500mm projection, 6100mm width
PVC Fabric	Up to 2500mm projection, 6100mm width



Cassette Cross-section



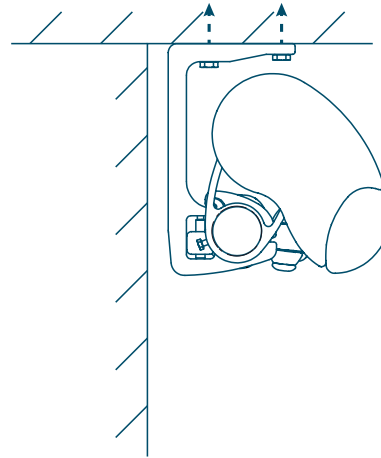


Fixing Options

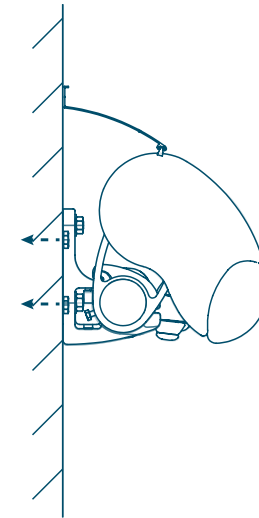


1600

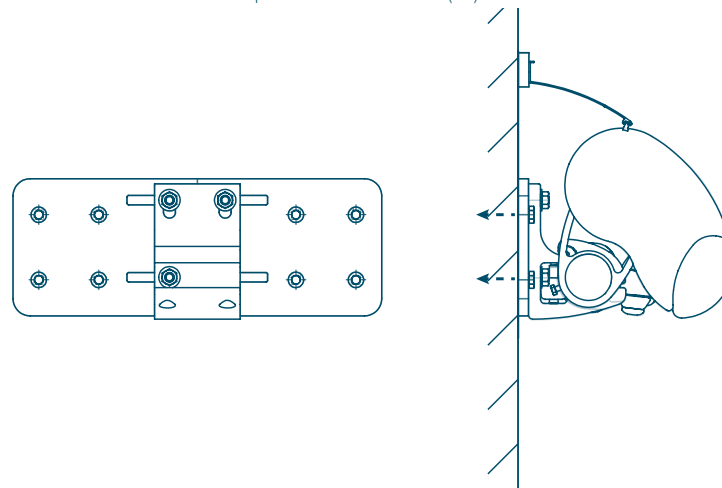
Top Fixed

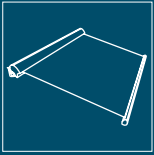


Back Fixed



Back Fixed with Spreader Plate (A)



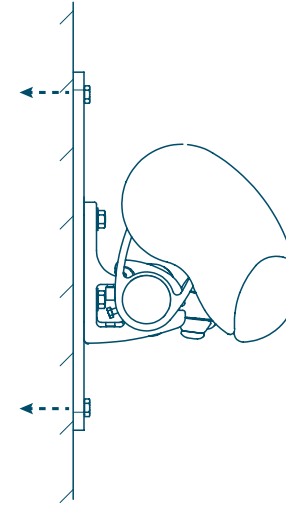
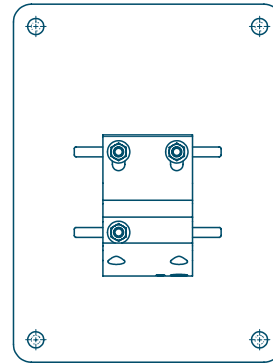


Fixing Details

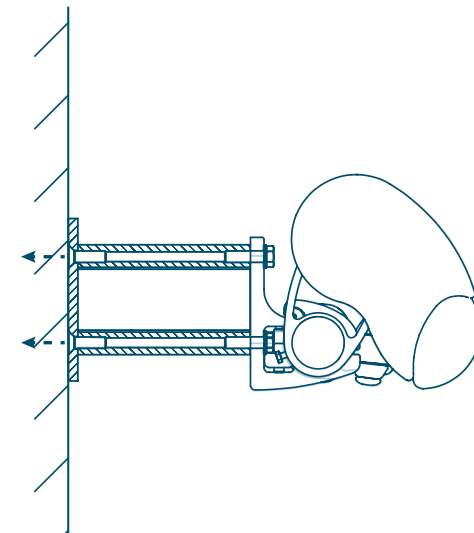
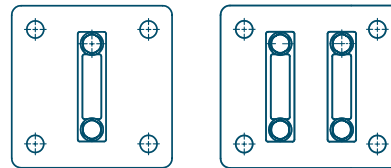


1600

Back Fixed with Spreader Plate (B)



Back Fixed Stand-Off Bracket





6000
Awnings

Introduction

Our most stylish folding-arm awning, the 6000 Awning's unique cassette can be customized to complement any environment and also completely conceals the awning when closed.

Cutting-edge technology allows these remote controlled awnings to extend and retract in near-silence.



6000



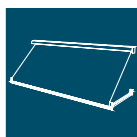
Branding

Something to suit your brand?
Add logos, patterns or designs to your awning cover or valance for greater impact.



Remote Control

Operate your awning at the touch of a button with a programmable remote control.



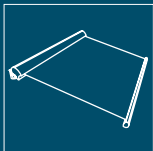
Canvas Colours

Choose from a range of fabric colours and patterns to choose a look that suits your alfresco space.



Metalwork Colours

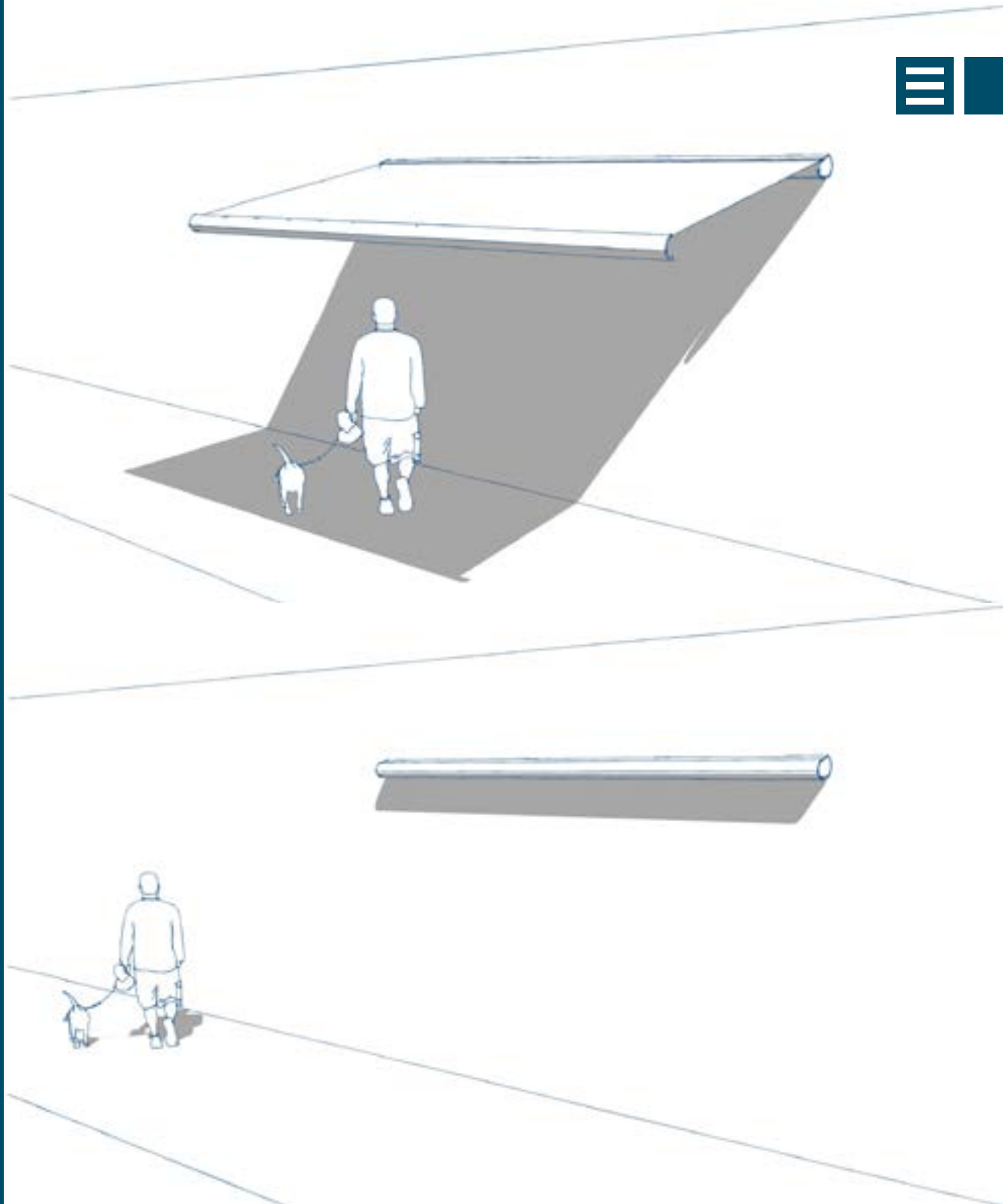
Subtle or vibrant? Have it your way with our choice of colours and texture.

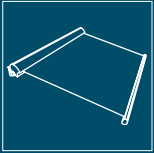


6000

Features

- A premium quality awning with a uniquely designed fully enclosed cassette.
- Fully customisable design features, cover and metalwork to suit any installation
- Elegant, discrete bracket cawling, ensuring that design is of the utmost importance throughout.



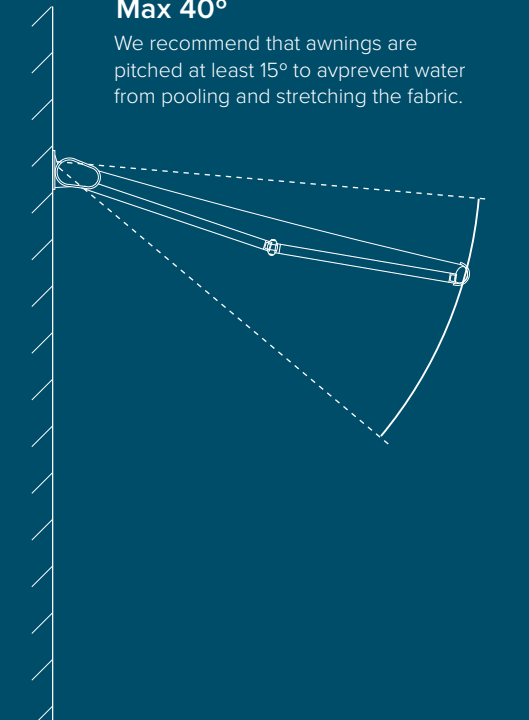


6000

Specifications

Min 5°
Max 40°

We recommend that awnings are pitched at least 15° to prevent water from pooling and stretching the fabric.

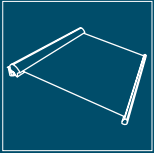


020 8877 3030 • breezefree.com



Projection	Awning Width									
	250	300	350	400	450	500	550	600	650	700
150										
200										
250										
300										
350										
400										

Cover Fabric Options	Limitations
Sun-silk	
Acrylic 34	
Widely woven acrylic	Up to 3000mm projection, 5600mm width
Soltis 92	Up to 2500mm projection, 6100mm width
PVC Fabric	Up to 2500mm projection, 6100mm width



Cassette

6000 Awning cassettes are fully customisable and can be powder coated to complement any environment.



Other options and styles available



Butterfly
Awnings

Introduction

Essentially two back to back folding arm awnings, butterfly awnings are mounted onto free-standing goal posts where attachment to a building is not possible or desirable.

Gas piston stabilization ensures wind resistance of up to 60Km/hr (Gale Force 6) whilst maintaining consistent fabric tension.

With a maximum size of 8m by 6.5m, butterfly awnings can be conjoined for increased coverage and an integrated brush system removes debris from the fabric as it retracts.




BUTTERFLY



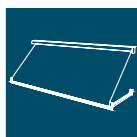
Branding

Something to suit your brand?
Add logos, patterns or designs to your awning cover or valance for greater impact.



Remote Control

Operate your awning at the touch of a button with a programmable remote control.



Canvas Colours

Choose from a range of fabric colours and patterns to choose a look that suits your alfresco space.



Metalwork Colours

Subtle or vibrant? Have it your way with our choice of colours and texture.



Heating


Add some warmth on those chilly days with some of our top of the range infrared heaters.

Features

- Freestanding, with planters or ground mounting options available.
- Manual or motorised operation.
- Easily branded on either or both sides.
- Drop-down side blind options available.
- Integrated heating and lighting accessories available.



BUTTERFLY





Drop-Arm
Awnings

Introduction

Drop-Arm Awnings are the ideal shading solution for windows and glazed facade.

They soften glaring light, keeping the indoors cool and comfortable, while the wide range of coloured fabrics will catch the attention of passers by outside.



DROP-ARM



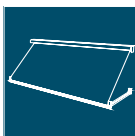
Branding

Something to suit your brand?
Add logos, patterns or designs to your awning cover or valance for greater impact.



Remote Control

Operate your awning at the touch of a button with a programmable remote control.



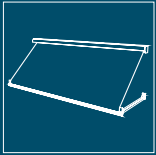
Canvas Colours

Choose from a range of fabric colours and patterns to choose a look that suits your alfresco space.




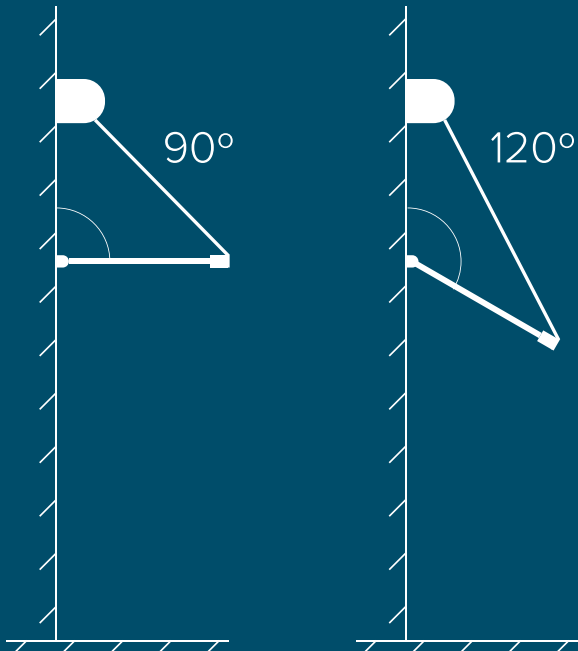
Metalwork Colours

Subtle or vibrant? Have it your way with our choice of colours and texture.

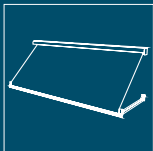


Specifications

Droparm Awnings can be angled to give an unobstructed view of the outside. The strong arms with inner springs can be set to 90° or can be tilted to an angle of up to 150°.



Max Width	2.6m
Max Height	4m
Max Shadeable Area	10.2m ²
Wind Resistance	Beaufort 5



Cassette

The fabric cover is concealed and protected in an attractive, robust aluminium cassette.

Two shapes are available – round or square.



DROP-ARM



Victorian
Awnings

Introduction

Victorian pull-out awnings are built in the same way as they were in Victorian times, using Douglas Fir timber and wall mounted slides and arms.

They are the classic choice for listed buildings and premises with traditional facade.

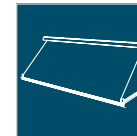


VICTORIAN



Branding

Something to suit your brand?
Add logos, patterns or designs to your awning cover or valance for greater impact.



Canvas Colours

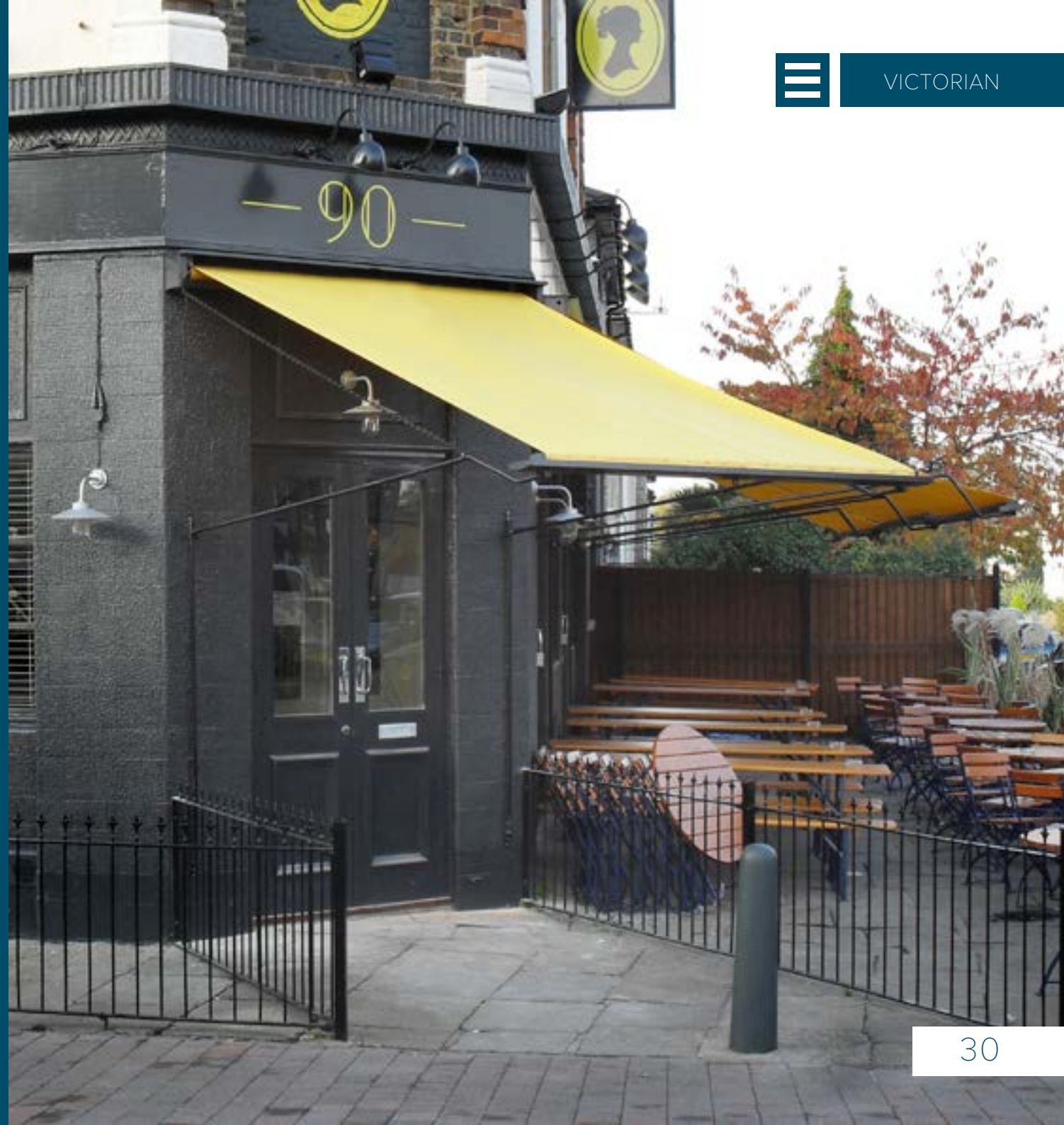
Choose from a range of fabric colours and patterns to choose a look that suits your alfresco space.

General Features

- Operational in winds of up to Beaufort Force 7.
- Warranted for up to 2 years.
- Up to 3m projection x 6m width giving 18sqm cover.
- Wide choice of plain and patterned fabrics with optional valances.
- UV and water resistant canopy fabrics and valances can be printed on one or both sides with any branding or design.



VICTORIAN





Woodwork Colours

The awning roller housing and wooden lath can be painted with any standard paint suitable for outdoor use. Opposite are just a few color suggestions.

Please note that these colours are indicative only. For a true colour reference, please contact us for a swatch or sample.

							
All White	Clunch	String	House White	Smoked Trout	Mouse's Back	Purbeck Stone	Mole's Breath
							
French Grey	Blue Grey	London Clay	Cinder Rose	Ractory Red	Blazer	Charlotte's Locks	Dix Blue
							
Blue Ground	St Giles Blue	Pitch Blue	Hague Blue	Calluna	Parma Grey	Manor House Grey	Skylight

 breezefree



Fixed
Awnings



Overview

Wall or shop-front mounted, these awnings provide a continental look to any facade. French Blinds are completely fixed whilst Dutch Blinds can be manually folded back if necessary. Both offer a maximum 5m width by 2m projection/drop.



FIXED



Fixed Wedge Awnings

Fixed Wedge Awnings consist of a branded or patterned fabric, attached to the front of a building. They provide minimal shelter but can help provide shade from direct sunlight to patrons inside.

They provide excellent branding opportunities and are often used by high street chains to improve the visibility of their establishments.

Fixed Wedge Awnings can be made with or without valances.

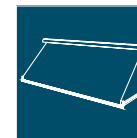


FIXED



Branding

Something to suit your brand?
Add logos, patterns or designs to your awning cover or valance for greater impact.



Canvas Colours

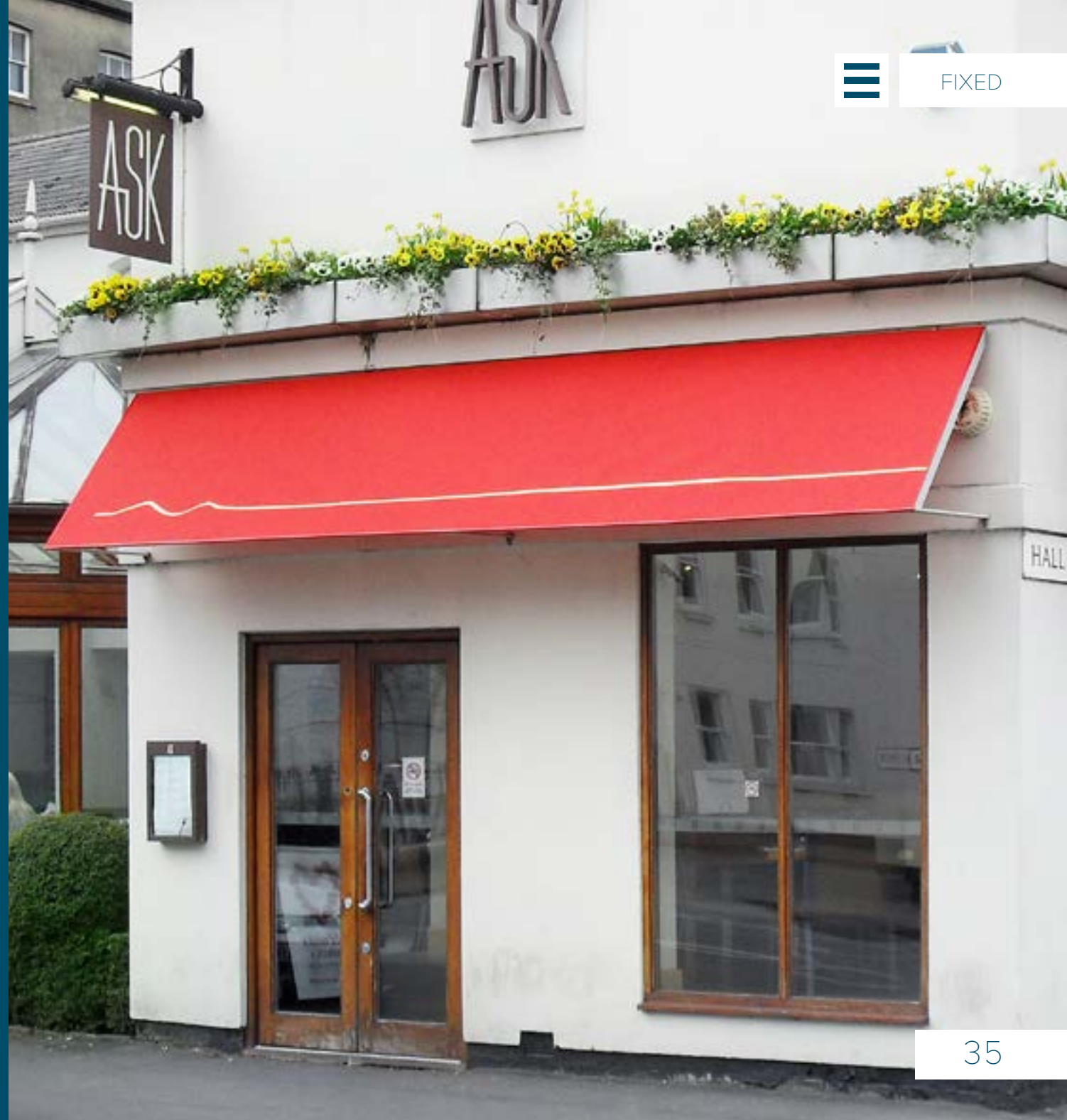
Choose from a range of fabric colours and patterns to choose a look that suits your alfresco space.



Fixed Sun Blinds

Fixed Sun Blinds are similar to wedge awnings but are a little lighter in construction, with a minimal frame and no side panels.

Sun Blinds are an eye catching addition to any window or doorway and and create a perfect branding opportunity.





Approach Awnings

Approach Awnings are fixed, arched awnings that provide shelter over entrance-ways. They can be custom made to almost any size or length and are a traditional, eye-catching addition to the outside of hotels and restaurants.



FIXED



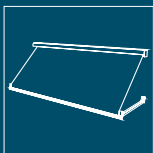
Dutch Blinds

Providing a traditional continental café look, Dutch blinds are a great way to give your establishment more character while providing retractable shade and shelter to customers.





Awning
Accessories



Canopy Colours

With a wide range of fabric colors, XL Awnings can be customized to create an eye-catching splash of color, compliment an existing theme or enhance an outdoor area.





Metalwork Colours

There are 7 standard colors for the XL Awning metalwork. Other RAL colors are available upon request.

Please note that these colours are indicative only. For a true colour reference, please consult a RAL swatch book.

Sandy Yellow 1002	Sandy Yellow 1003	Ivory 1014	Light Ivory 1015	Traffic Yellow 1023			
Pastel Yellow 1034	Yellow Orange 200	Vermillion 2002	Carmine Red 3002	Magenta Red 3004	Black Red 3007	Blue Lilac 4005	Traffic Purple 4006
Signal Blue 5005	Azure Blue 5009	Pigeon Blue 5014	Water Blue 5021	Night Blue 5022	Pastel Blue 5024	Moss Green 6005	Fir Green 6009
Reseda Green 6011	Black Green 6012	Slate Grey 7015	Anthracite Grey 7016	Black Grey 7021	Stone Grey 7030	Pebble Grey 7032	Light Grey 7035
Quartz Grey 7039	Window Grey 7040	Weinor Grey 7319	Ocher Brown 8001	Clay Brown 8003	Sepia Brown 8014	Mahogany Brown 8016	Chocolate Brown 8017
Black Brown 8019	Weinor Dark Brown 8077	Cream 9001	Jet Black 9005	White Aluminium 9006	Grey Aluminium 9007	Pure White 9010	Traffic White 9016





Branding

Breezefree's print department will ensure that your parasols project your image effectively. The possibilities are almost limitless, from simple logos through to large, complex designs.





Remote Control

XL Awnings can be manually operated or motorized and extended/retracted via remote control.

A single remote control can be programmed to control multiple awnings.





Heating

Infrared heaters can often be installed underneath the awning cassette or on a free-standing structure such as that supporting a butterfly awning.





Unit 7 Mitcham Industrial Estate
Streatham Road
Mitcham
CR4 2AP

020 8877 3030 • breezefree.com